















SCHEDULE OF HOUSE TYPES

-  The CASTLEMARTIN 2  
18 no. SEMI DETACHED SINGLE STOREY BUNGALOWS
-  The DUNSANY 3  
62 no. 2 STOREY SEMI-DETACHED DWELLING - TYPE 3
-  The DUNLUCE 3  
127 no. 2 STOREY TERRACE TOWNHOUSES - TYPE 1
-  The DUNLUCE 3D  
11 no. 2 STOREY TERRACE TOWNHOUSES (with corner units) - TYPE 2
-  The EMO 4/ The RUSSBOROUGH 3  
144 no. 2 STOREY SEMI-DETACHED DWELLING - TYPE 1
-  The KILLSHANNIG 4  
26 no. DETACHED SINGLE STOREY BUNGALOWS
-  The BUNRATTY 4/The GLENVEAGH 4  
32 no. DETACHED 2 STOREY DWELLING - TYPE 3 (Option 1 & 2)
-  The GATE LODGE  
1 no. DETACHED SINGLE STOREY DWELLING WITH ACCOMMODATION IN THE ROOF SPACE
-  The LISMORE 4  
6 no. DETACHED 2 STOREY DWELLING - TYPE 1
-  The LISSEDELL 4  
6 no. DETACHED 2 STOREY DWELLING - TYPE 2
-  The SCHOOLHOUSE  
1 no. CRÈCHE
-  BARONSCOURT  
1 no. SERVICE CENTER

433 Dwellings + 1 Service Center and 1 Crèche in total.



# SITE PLAN